

HCH-A 3-Jaw Open Center Chuck with adaptor (304mm - 381mm)



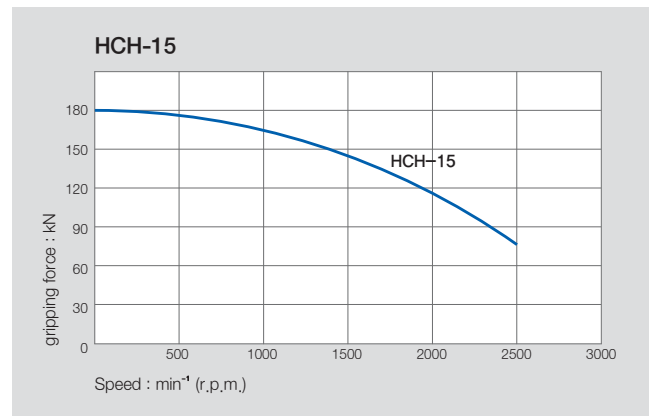
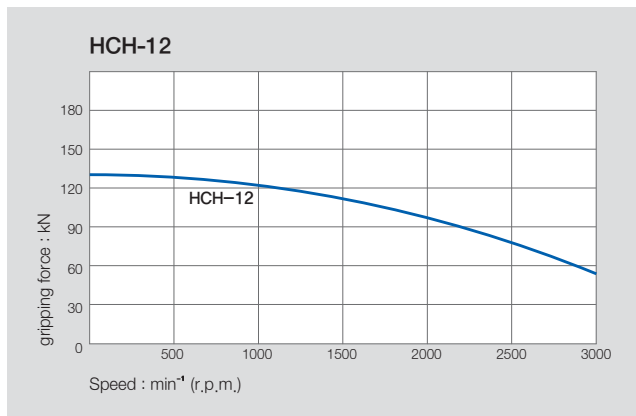
Application / Benefits

For work requiring a through-hole
Large diameter chucks offered for large work

Technical features

Wedge hook style chuck with high gripping force

ACTUAL GRIPPING FORCE DIAGRAM

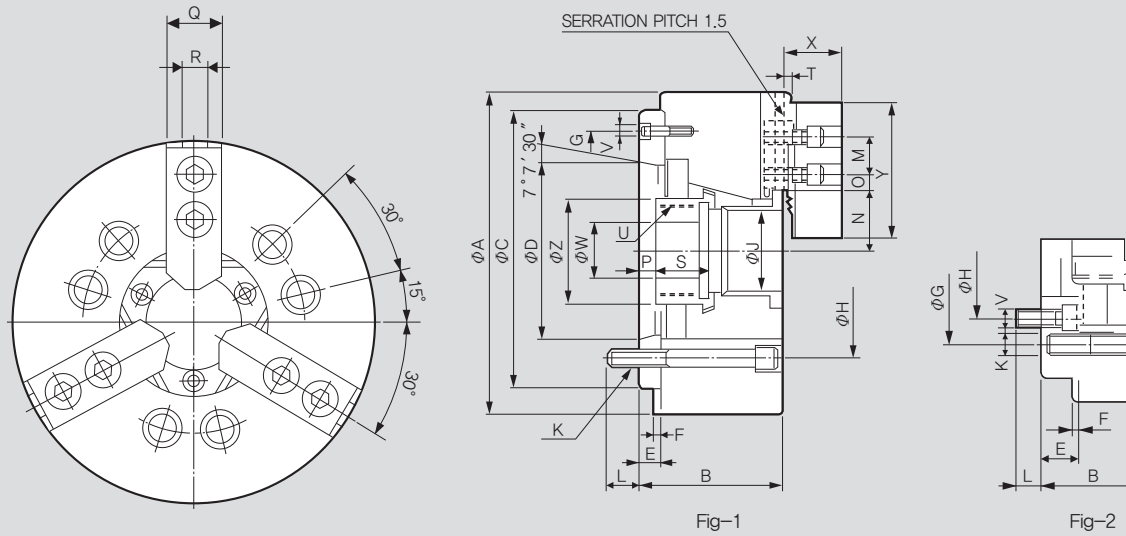


SPECIFICATIONS

	HCH-12A06	HCH-12A08	HCH-15A08	HCH-15A11
Spindle Nose	A2-6	A2-8	A2-8	A2-11
Thru Hole Dia. [mm]	78	78	117.5	117.5
Grip Dia. Max [mm]	304	304	381	381
Grip Dia. Min [mm]	19	19	30	30
Jaw Stroke Dia. [mm]	10.6	10.6	10.6	10.6
Plunger Stroke [mm]	23	23	23	23
Max. Permissible Input Force [kN(kgf)]	49(4997)	49(4997)	71(7240)	71(7240)
Max. Static Gripping Force [kN(kgf)]	129(13150)	129(13150)	180(18355)	180(18355)
Max. r.p.m. [min ⁻¹]	3000	3000	2500	2500
Weight [kg]	69	66	134	127
Moment of inertia [N · m ² (kg · m ²)]	31.38(3.20)	30.79(3.14)	96.89(9.88)	93.55(9.54)
Operating Cylinder	SYH-2091	SYH-2091	SH-25011	SH-25011
Max. Hydraulic Pressure [MPa(kgf/cm ²)]	2.3(23.5)	2.3(23.5)	2.3(23.5)	2.3(23.5)
Operating Hard Jaw	HB12B1	HB12B1	HB15A1	HB15A1
KITAGAWA® Model	B-12A6	B-12A8	B-15A8	B-15A11

※ Specifications are subject to change without notice.

※ Samcully Machinery Co., Ltd. is no longer an OEM manufacturer for Kitagawa® Iron Works Co., Ltd.



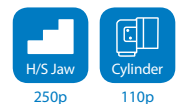
※ It is recommended to grease chucks at least twice a day in order to maximize longevity.

DIMENSIONS

	HCH-12A06	HCH-12A08	HCH-15A08	HCH-15A11
ΦA	304	304	381	381
B	129	122	160	149
ΦC(H6)	220	220	300	300
ΦD	106.375	139.719	139.719	196.869
E	25	18	33	22
F	6	6	6	6
ΦG	171.4	190	235	260
ΦH	133.4	171.4	171.4	235
ΦJ	78	78	117.5	117.5
K	6-M16x110	6-M16x130	6-M20x130	6-M20x150
L	18.5	25	24	28
M	30	30	43	43
N max.	58	58	82	82
N min.	52.7	52.7	76.7	76.7
O max.	48.75	48.75	43.75	43.75
O min.	12.75	12.75	18.25	18.25
P max.	33	26	44	33
P min.	10	3	21	10
Q	49	49	62	62
R	18	18	22	22
S	38	38	39	39
T	5	5	5	5
U max.	M88x2.0	M88x2.0	M130x2.0	M130x2.0
V	6-M12	3-M8	6-M16	3-M10
ΦW	50	50	60	60
X	53.5	53.5	70	70
Y	129	129	165	165
ΦZ	96	96	139	139

※ Blank and machined draw-nuts are available.
 ※ Refer to Fig-2 for HCH-12A06, HCH-12A08.

RELATED PRODUCT



HCH-A 3-Jaw Open Center Chuck with adaptor (450mm - 610mm)



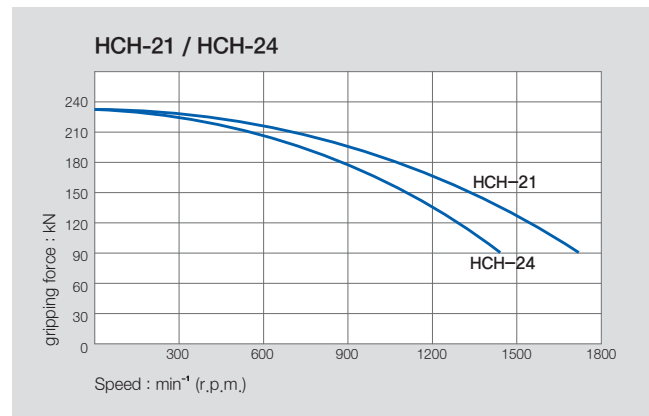
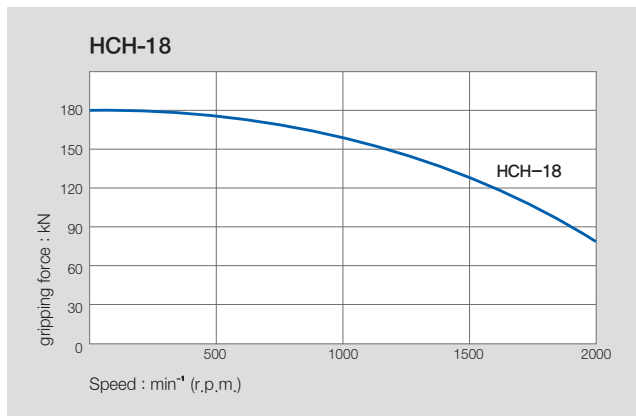
Application / Benefits

For work requiring a through-hole
Large diameter chucks offered for large work

Technical features

Wedge hook style chuck with high gripping force

ACTUAL GRIPPING FORCE DIAGRAM



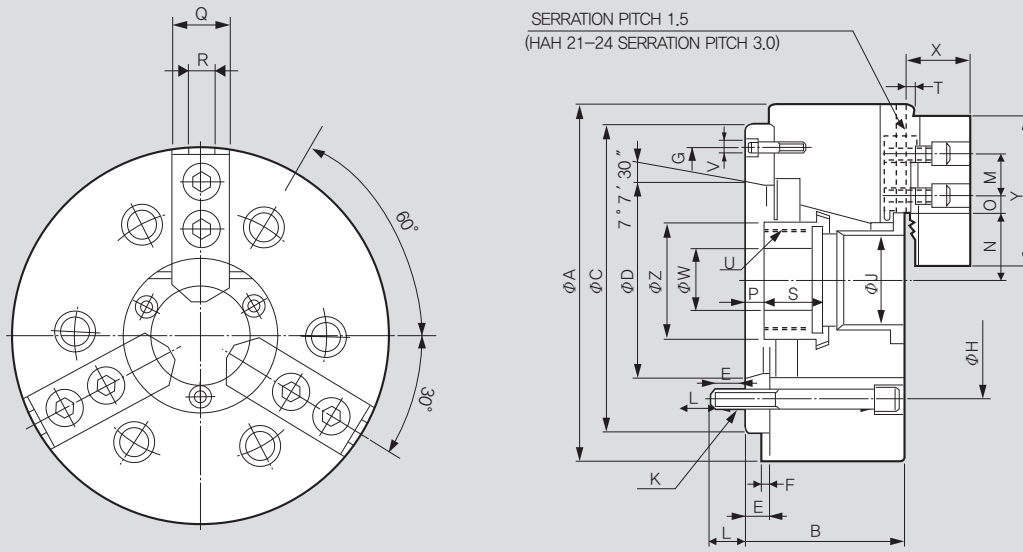
SPECIFICATIONS

	HCH-18A11	HCH-21A15	HCH-24A15
Spindle Nose	A2-11	A2-15	A2-15
Thru Hole Dia. [mm]	117.5	140	165
Grip Dia. Max [mm]	450	530	610
Grip Dia. Min [mm]	30	87	110
Jaw Stroke Dia. [mm]	10.6	10.6	10.6
Plunger Stroke [mm]	23	23	23
Max. Permissible Input Force [kN(kgf)]	71(7240)	90(91770)	90(9177)
Max. Static Gripping Force [kN(kgf)]	180(18355)	234(23861)	234(23861)
Max. r.p.m. [min ⁻¹]	2000	1700	1400
Weight [kg]	178	246	304
Moment of inertia [N · m ² (kg · m ²)]	187.30(19.1)	362.83(37.0)	660.94(67.4)
Operating Cylinder	SH-25011	SH-25011	SYHL-2816
Max. Hydraulic Pressure [MPa(kgf/cm ²)]	2.3(23.5)	3.0(30.6)	3.0(30.6)
Operating Hard Jaw	HB15A1	HB18B2	HB18B2
KITAGAWA® Model	B-18A11	B-21A15	B-24A15

※ Specifications are subject to change without notice.

※ Samcully Machinery Co., Ltd. is no longer an OEM manufacturer for Kitagawa® Iron Works Co., Ltd.

Thru Hole Range : $\varnothing 117.5 \sim \varnothing 165$
Clamping Range : $\varnothing 30 \sim \varnothing 610$



※ It is recommended to grease chucks at least twice a day in order to maximize longevity.

DIMENSIONS

	HCH-18A11	HCH-21A15	HCH-24A15
ΦA	450	530	610
B	149	161	170
ΦC(H6)	380	380	380
ΦD	196.869	285.775	285.775
E	22	27	27
F	6	6	6
ΦG	320	330.2	330.2
ΦH	235	330.2	330.2
ΦJ	117.5	140	165
K	6-M20x150	6-M22x170	6-M22x180
L	28	34	35
M	43	60	60
N max.	82	98.5	108
N min.	76.7	93.2	102.7
O max.	78.28	87.5	117.5
O min.	18.25	21.5	21.5
P max.	33	38	47
P min.	10	15	24
Q	62	65	65
R	22	25	25
S	39	39	40
T	5	5	5
U max.	M130x2.0	M155x3.0	M175x3.0
V	3-M10	3-M12	3-M12
ΦW	60	80	80
X	70	72	72
Y	165	180	180
ΦZ	139	170	187

※ Blank and machined draw-nuts are available.

※ HCH-21A15 and HCH24A15 are available with M22 or M24 mounting bolts.

RELATED PRODUCT

